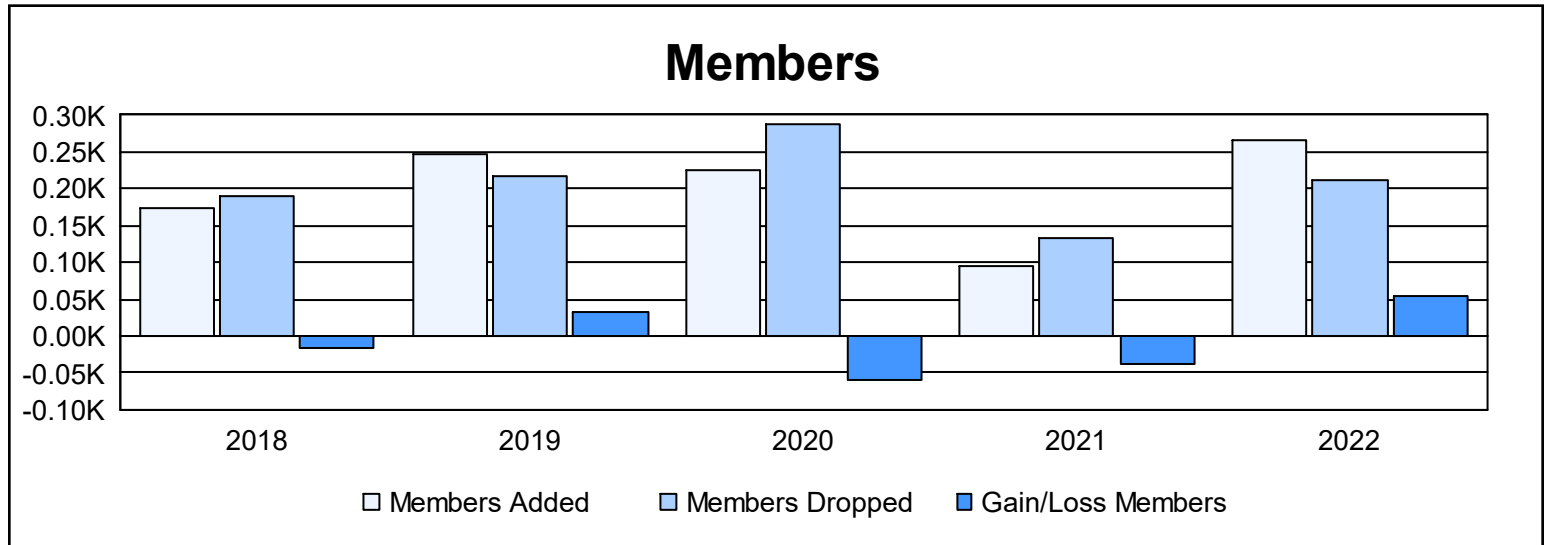
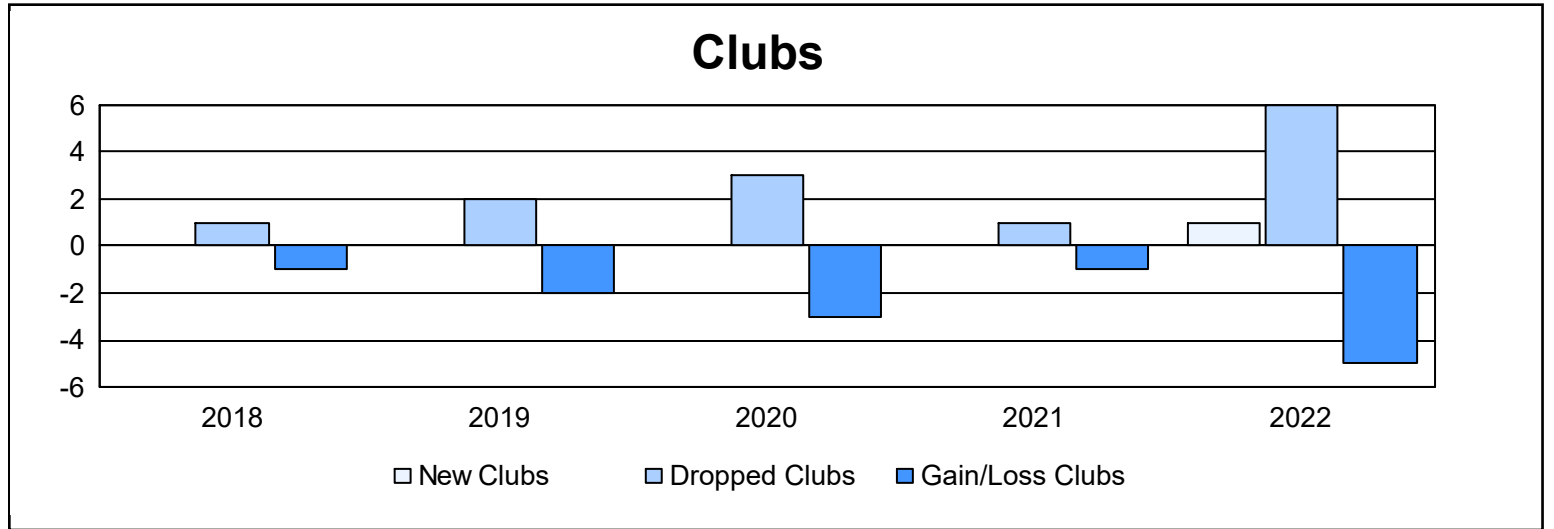
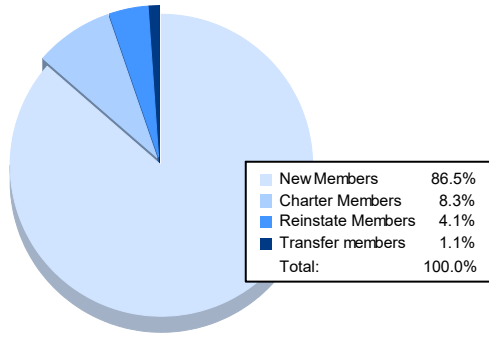


Year	New Clubs	Dropped Clubs	Gain/ Loss Clubs	New Members	Charter Members	Reinstate Members	Transfer Members	Total Member Added	Total Members Dropped	Gain/ Loss Members
2017-2018	0	1	-1	163	4	5	3	175	191	-16
2018-2019	0	2	-2	209	16	3	20	248	216	32
2019-2020	0	3	-3	207	3	13	3	226	287	-61
2020-2021	0	1	-1	80	0	7	7	94	132	-38
2021-2022	1	6	-5	230	22	11	3	266	212	54
<b>Average</b>	<b>0</b>	<b>3</b>	<b>-2</b>	<b>178</b>	<b>9</b>	<b>8</b>	<b>7</b>	<b>202</b>	<b>208</b>	<b>-6</b>



### Membership Composition June 2022 Cumulative



### Gender Composition June 2022 Cumulative

